

- [Back to Gazelle](#)

[SIGN IN](#) / [REGISTER](#)

[Facebook](#) [Twitter](#) [RSS](#) [Youtube](#)



- [Apple News](#)
- [Android News](#)
- [How-To's](#)
  - [Sell Your iPhone](#)
  - [Sell Your Android](#)
  - [Sell Other Gadgets](#)
  - [Take Care of Your Devices](#)
  - [Fix Common Problems](#)
- [Product Reviews](#)
  - [Mobile Devices](#)
  - [Accessories](#)
  - [Applications](#)
- [Gazelle News](#)
  - [Happening at Gazelle](#)
  - [Contests and Fun](#)
  - [Gazelle Reviews](#)



[SIGN IN](#) / [REGISTER](#)

- [Apple News](#)
- [Android News](#)
- [How-To's](#)
  - [Sell Your iPhone](#)
  - [Sell Your Android](#)
  - [Sell Other Gadgets](#)
  - [Take Care of Your Devices](#)
  - [Fix Common Problems](#)
- [Product Reviews](#)
  - [Mobile Devices](#)
  - [Accessories](#)
  - [Applications](#)
- [Gazelle News](#)
  - [Happening at Gazelle](#)
  - [Contests and Fun](#)
  - [Gazelle Reviews](#)
- [Back to Gazelle](#)



**Everything You Need to Get**



## Started with Your MacBook

Like 1

G+1 0

WRITTEN BY [Beth Braverman](#)CATEGORY [How-To's](#) [Take Care of Your](#)[Devices](#)

March 16, 2016

Tags: [guide](#), [MacBook](#)

The easiest way to get up and running on any computer is to just start using it, a lot. MacBooks, in particular, are extremely user friendly and once you've gotten used to OS X, you can quickly get up to speed on pretty much any machine. Still, if you're not familiar with Macs or you it's new to you, it can be a daunting task. Follow these steps to get started.

### 1. Start the setup process.

When you turn on your MacBook for the first time, the Setup Assistant will lead you through start-up process, which includes selecting your country, creating an account (or multiple accounts if you'll be sharing the computer), connecting to a local Wi-Fi network, and choosing your privacy settings.

### 2. Enter your Apple ID.

The Setup Assistant will prompt you to enter your Apple ID while you're logging on for the first time. This is the login and account that's associated with your iTunes account, if you have one. This will allow you to re-download apps and music that you've previously purchased without paying for them again.

If you skip this step during setup, you can enter it later by clicking on "System Preferences" and then "iCloud." You'll need to enter a credit card for the initial setup, but you can later change your preferred payment method to "none" if you don't want a card linked to the account.

### 3. Beef up your security.

As data and information become increasingly valuable to criminals, it's more important than ever for computer users to take precautions to protect themselves. Start by setting your MacBook to require a password once a screen saver kicks in, especially if you plan on using your MacBook often in public places.

Then, download apps only from the Mac store or other trusted Web sites, and turn on FireVault Disc Encryption, an option in Apple's newer operating systems that will automatically encrypt everything on your hard drive. Speaking of operating systems, make sure that you've always got the latest one (see #5) to ensure you've got any security fixes rolled out by Apple.

### 4. Migrate files from your old computer.

In the past, one of the most frustrating parts of setting up a new computer has always been migrating music, documents, and data from your old machine to the new one. While it's still a somewhat cumbersome process, it's gotten much smoother. Make sure both computers are connected to the same network (such as your home Wi-Fi network), and then use the Migration Assistant tool in the Utilities folder on your MacBook, which will walk you through the process.

Alternatively, if you use iCloud or a cloud storage service like DropBox, you may be able to simply upload relevant files from the old computer to the cloud and then download them as needed.

### 5. Check for OS X update.

It's important to keep your software up to date, both because it will keep your computer more secure and because newer apps and programs may not run as well on older operating systems. Even brand new MacBooks may not have the very latest software. To make sure you have the latest version, open the App Store and click on the "Updates" icon on the tool bar. This will allow you to update both your operating system and any apps with new releases. Then restart the computer and check to see if there are any other updates, because some won't become available until others have already been installed.

Following these the steps will get you on the right path to mastering your new MacBook. Looking for more? Check out these [10 MacBook shortcuts](#) to become a productivity powerhouse.

0 Comments   <https://www.gazelle.com/thehorn/>   1 Login ▾

♥ Recommend   🔗 Share   Sort by Best ▾



Start the discussion...

Be the first to comment.

ALSO ON [HTTPS://WWW.GAZELLE.COM/THEHORN/](https://www.gazelle.com/thehorn/)

Android 4.4 KitKat Update Coming to More Samsung Devices

1 comment • 4 months ago  
**teendave** — how do I know if my Samsung is up to date

How to Make a GIF on Your Smartphone: Apps and Tips

1 comment • 4 months ago  
**Primo GIF** — Check out Primo GIF, the light weight GIF maker, finder and social networking app @ <https://itunes.apple.com/us/ap...> We ...

Best Apps for Making Memes

1 comment • 4 months ago  
**AppLoveGirl** — I just downloaded MemeWhip the other day and it's a nice meme generator app. here's the link: ...

Buying Used Could be Your Ticket to Save on Holiday Gifts this Season

2 comments • 4 months ago  
**Kevin Walther** — Hi Mercy, we have various shipping options, but the standard is 5-7 business days. Thanks for asking!


 [Subscribe](#)

 [Add Disqus to your site](#) [Add Disqus](#) [Add](#)


 [Privacy](#)

SUBSCRIBE


Gazelle.com  
80,873 likes

 [Shop Now](#)




nd 1 other friend likes this



v @g: email



## Popular Stories

- 
[Is Your Smartphone Safe? How to Protect it from Identity Theft](#)
- 
[iPad Pro vs. Microsoft Surface. Which Should You Buy?](#)
- 
[How Much is Too Much to Pay for a Cell Phone Bill?](#)

## Tags

[Abroad](#) [Android News](#) [Apple](#) [Apple News](#) [Applications](#) [back up](#) [broken phone stories](#) [case](#) [cell phone](#) [Cell Phones](#) [Child](#)  
[Phones](#) [children](#) [clean](#) [connected](#) [curb data usage](#) [data overages](#) [domestic](#) [erase](#) [galaxy](#) [Gazelle News](#) [headphones](#) [icloud](#) [International](#)  
[iPhone](#) [itunes](#) [kids](#) [mobile](#) [mobile data usage](#) [phone etiquette](#) [Phone Insurance](#) [Phones for Kids](#) [pre-teens](#) [protect](#) [reset](#) [restore](#)  
[samsung](#) [screen protector](#) [SIM](#) [SIM card removal](#) [Siri](#) [teens](#) [Third Party Warranty](#) [tweens](#) [video](#) [water damage](#)

## Archive

Archive

- [Apple News](#)
- [Android News](#)
- [How-To's](#)
- [Product Reviews](#)
- [Gazelle News](#)
- [Contact Us](#)
- [Editors](#)
- [Sitemap](#)

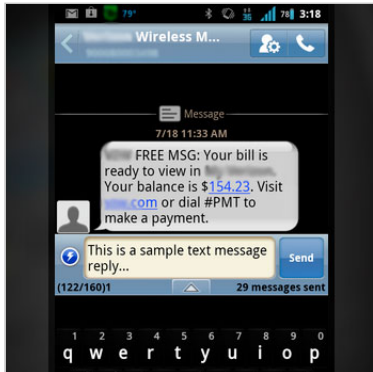
©2015 Gazelle, Inc. All Rights Reserved, Patents Pending.

Gazelle is not affiliated with the manufacturers of the items available for trade-in. Gazelle and the Gazelle logo are trademarks of Gazelle, Inc., registered in the U.S. All other trademarks, logos and brands are the property of their respective owners.

Login/Register Using:



## Recommended for you



Delete Those Incriminating  
Texts Pe...

[www.gazelle.com](http://www.gazelle.com)



3 of the Best Apps to Make  
Money with No...

[www.gazelle.com](http://www.gazelle.com)



3 Things to Consider When  
Buying Used G...

[www.gazelle.com](http://www.gazelle.com)

AddThis